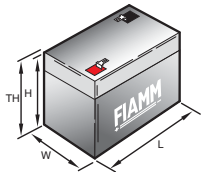


TP*: Terminal Position



- Faston
- Wire + Connector
- Bolt and Nut



Fig. 1



Fig. 2



Fig. 3



Fig. 4

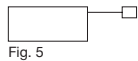


Fig. 5



Fig. 6



Fig. 7

Applications and Key Benefits

- + General purpose batteries, designed to achieve optimal performance and to protect from power disturbances
Ideal for:
 - Emergency lighting
 - Signaling
 - Security & alarm systems
 - UPS application
 - Leisure & toys
 - Minor traction & medical equipment
 - Renewable energy storage
- + 6V and 12V monoblocs
- + Optimized for discharge up to 20 hours
- + 5 years design life in float operation in temperature controlled environment
- + VRLA AGM and gas recombination technology with 99% internal recombination
- + Non-spillable and maintenance free
- + Non-hazardous for air/sea/rail/road transportation
- + 100% Recyclable

Model	VdS	Nominal voltage (V)	Capacity (Ah)				Weight (kg)	Dimensions (mm)				Temp. (°C)			TP*	Terminal Type
			Discharge 20 h rate 1.75V/cell	Discharge 10 h rate 1.75V/cell	Discharge 5 h rate 1.70V/cell	Discharge 1.5 h rate 1.60V/cell		L	W	H	TH*	Charge	Discharge	Storage		
FG10121		6	1.2	1.08	1.00	0.78	0.28	97	24	52	59	0 ÷ 40	-20 ÷ 50	-20 ÷ 50	2	Faston 4.8
FG10301	•	6	3.0	2.7	2.55	1.95	0.62	134	34	60	67				2	Faston 4.8
FG10381		6	3.8	2.88	2.72	2.08	0.60	66	33	118	125				7	Faston 4.8
FG10451		6	4.5	3.6	3.4	2.6	0.74	70	47	100	106				1	Faston 4.8
FG10721		6	7.2	6.3	5.95	4.55	1.15	151	34	94	100				2	Faston 4.8
FG11201/2	•	6	12	10.8	9.6	7.5	1.76	151	50	93	99	2	Faston 4.8 / 6.3			
FG20086		12	0.8	0.72	0.63	0.53	0.33	96	25	62	62	0 ÷ 40	-20 ÷ 50	-20 ÷ 50	5	Wire+Connector
FG20121	•	12	1.2	1.06	0.98	0.8	0.57	97	49	51	57				4	Faston 4.8
FG20121A		12	1.2	1.08	1.0	0.78	0.52	97	43	52	59				4	Faston 4.8
FG20201	•	12	2.0	1.83	1.65	1.37	0.80	178	35	60	67				2	Faston 4.8
FG20271		12	2.7	2.43	2.25	1.76	1.06	79	56	99	105				3	Faston 4.8
FG20341		12	3.4	3.0	2.9	2.2	1.24	134	67	60	67				4	Faston 4.8
FG20451		12	4.5	4.1	3.8	3.0	1.48	90	70	101	107				3	Faston 4.8
FG20721/2	•	12	7.2	6.7	6.0	5.0	2.43	151	65	94	100				4	Faston 4.8 / 6.3
FG21201/2	•	12	12	11.3	10	8.4	3.73	151	98	95	100				4	Faston 4.8 / 6.3
FG21703	•	12	17	15.5	13.9	11.2	5.90	181	76	167	167				6	Flag Ø5.5
FG21803		12	18	16.9	15	12.7	5.80	181	76	167	167				6	Flag Ø5.5
FG22703	•	12	27	24.4	22.1	18.4	9.00	166	175	125	125	0 ÷ 40	-20 ÷ 50	-20 ÷ 50	6	Flag Ø5.5
FG24204	•	12	42	37.9	34.4	28.5	13.8	197	165	170	170				6	Flag Ø6.5
FG27004	•	12	70	64.4	58.5	47.4	22.6	350	166	174	174				6	Flag Ø6.5

*TH = total height including terminals

Constant Current discharge table (Amperes)

Final Voltage: 9.9 V - Temperature: 25°C

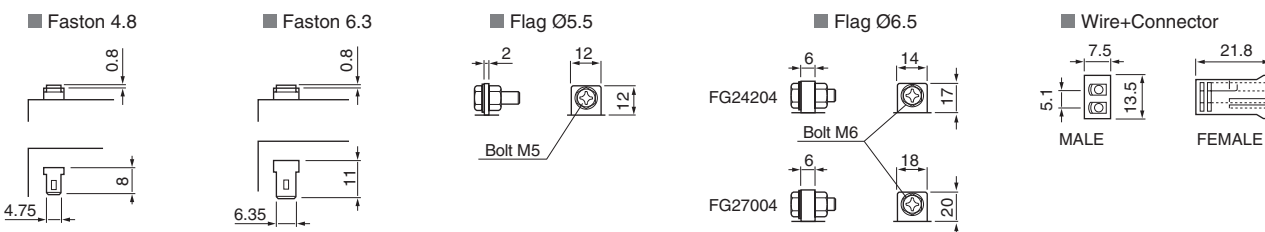
Model	5 min	10 min	15 min	20 min	30 min	45 min	1 hour	2 hours	3 hours	5 hours	10 hours	20 hours
FG20451	14.4	10.1	7.61	6.13	4.33	3.15	2.50	1.50	1.10	0.74	0.42	0.23
FG20721	27.1	18.3	13.8	11.1	8.11	5.91	4.73	2.66	1.88	1.21	0.67	0.37
FG20722	30.1	21.2	16.2	12.8	9.13	6.41	4.97	2.67	1.88	1.21	0.67	0.37
FG21201/2	38.0	26.9	20.7	16.7	12.5	9.21	7.42	4.23	3.14	2.02	1.12	0.62
FG21803	58.3	39.3	29.7	24.1	17.9	13.3	10.8	6.28	4.61	3.06	1.70	0.93
FG22703	84.5	60.6	47.7	39.4	28.7	21.1	17.6	9.68	6.93	4.54	2.53	1.39
FG24204	146	101	76.5	62.7	46.9	34.0	26.7	14.6	10.5	6.97	3.87	2.16
FG27004	224	164	126	102	76.1	55.5	43.6	24.5	17.7	11.7	6.49	3.58

Constant Power discharge table (Watts per bloc)

Final Voltage: 9.9 V - Temperature: 25°C

Model	5 min	10 min	15 min	20 min	30 min	45 min	1 hour	2 hours	3 hours	5 hours	10 hours	20 hours
FG20451	145	106	80.8	66.1	47.5	35.2	28.2	17.1	12.7	8.65	4.90	2.71
FG20721	272	189	146	119	88.8	65.9	53.3	30.5	21.7	14.1	7.84	4.34
FG20722	302	219	170	138	99.9	71.5	56.1	30.5	21.7	14.1	7.84	4.34
FG21201/2	382	278	218	179	137	103	83.8	48.4	36.2	23.4	13.1	7.23
FG21803	585	406	313	258	196	148	122	71.8	53.1	35.5	19.8	10.9
FG22703	848	626	503	423	314	235	199	111	79.9	52.7	29.4	16.3
FG24204	1469	1040	806	673	513	379	301	167	121	81.0	45.1	25.2
FG27004	2250	1688	1322	1100	833	619	492	281	204	136	75.6	41.8

Terminal Type



Technical Features

- **Grids:** gravity casted grids with high purity lead calcium tin alloy
- **Separators:** electrolyte fully absorbed in glass mat "AGM" separators with extremely high micro porosity
- **Terminal posts:** faston, wire+connector or flag depending on the model
- **Post seals:** high integrity post seal design prevents acid leakage over a wide temperature range
- **One-way safety valves** allow excess gas to escape when overcharging
- **Container and cover:** made of thick walled ABS plastics, designed for unsurpassed mechanical strength
- **Shelf life:** < 2% self-discharge per month at 20°C allows 6 months shelf life

Applicable Standards

- IEC 60896 Part 21 - VRLA methods of testing
- IEC 60896 Part 22 - VRLA requirements
- UL Recognized
- Eurobat "Standard Commercial" - 3-5 years

FIAMM Manufacturing

- ISO 9001 - Quality Management System
- ISO 14001 - Environmental Management System
- OHSAS 18001 - Workplace Safety & Health