

BATTERIA SIGILLATA AGM DEEP-CYCLE (USO CICLICO)
DEEP-CYCLE AGM MAINTENANCE FREE BATTERY

ZL080110

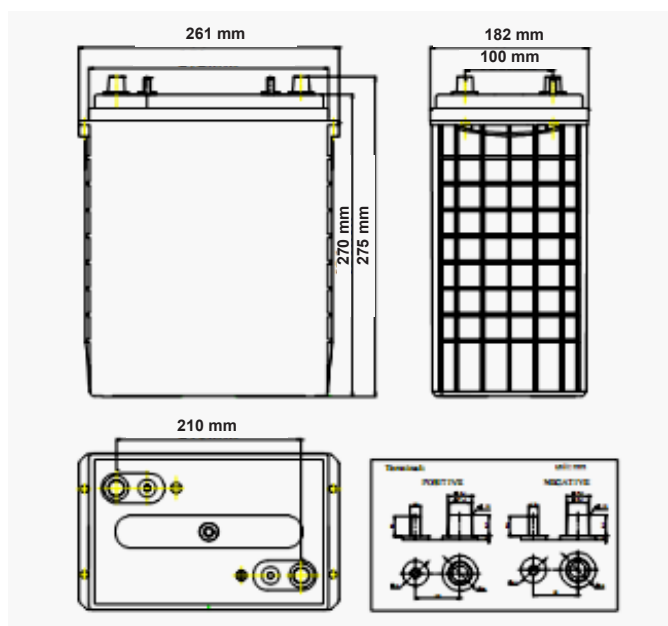


CHARACTERISTIC / CARATTERISTICHE

Volt	8V	
Capacity / Capacità	20h	180Ah
	10h	163Ah
	8h	158Ah
	5h	150Ah
	3h	140Ah
	2h	130Ah
Internal Resistance	Full Charged Battery 25°C ≤1.6mΩ	
Capacity affected by Temperature / Effetti delle temperature sulla capacità	40°C	102%
	25°C	100%
	0°C	70%
Self-Discharge 25°C Capacity / Autoscarica a 25°C	after 3 month storage	90%
	after 6 month storage	80%
	after 12 month storage	62%
Charge cycle / Ciclo di carica	IU + h	"In" max. 35Amp; "V1" 2.43V/cell
	IUIa	"In" max. 35Amp; "V1" 7.2Volt; "If" 3Amp.

CHARACTERISTIC / CARATTERISTICHE

Battery dimensions / Dimensioni batteria			
L/L	W/P	H/A	Tot - H/A
261	182	270	275
Box Dimensions / Dimensioni scatola			
L/L	W/P	H/A	
410	194	474	
USA Group		GC875	
Weight / Peso		34 Kg	
Terminal / Terminali		M8	
Case / Contenitore		ABS	
Pallet Qt		24	



This information is generally descriptive only and is not intended to make or imply any representation, guarantee or warranty with respect to any cells and batteries. Cell and battery designs/specifications are subject to modification without notice. Contact U.B.S. UNION BATTERY SERVICE for the latest information.

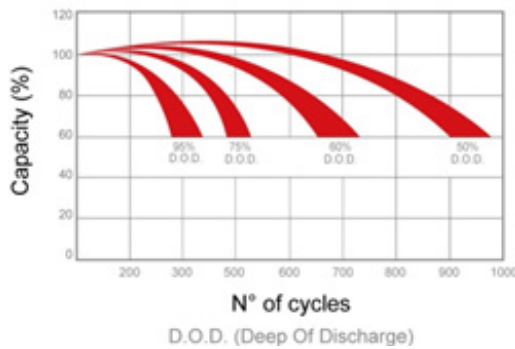
Le informazioni contenute in questa scheda tecnica sono solo descrittive e indicative, non sono una garanzia. U.B.S. UNION BATTERY SERVICE si riserva il diritto di aggiornarle/modificarle senza preavviso.

UBS
UNION
BATTERY
Service

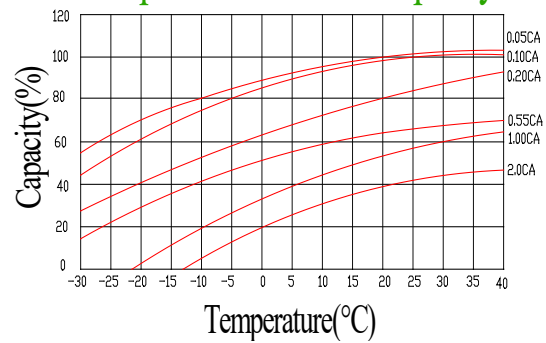
www.unionbatteryservice.it



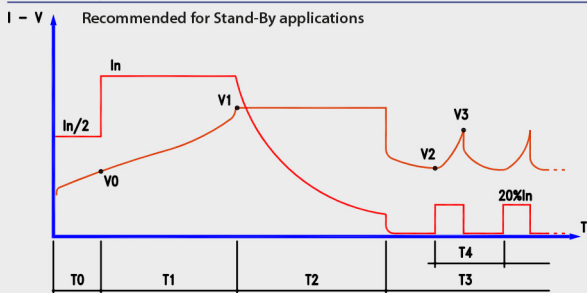
Charge Cycles (25°C)



Temperature effect on capacity



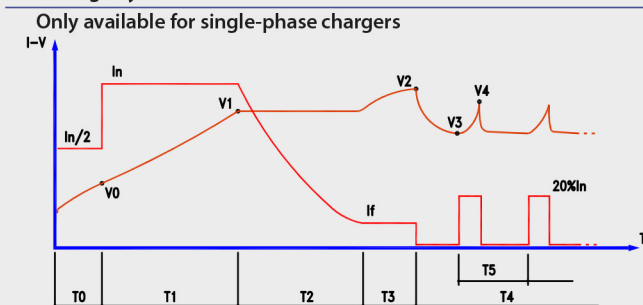
Charge cycle for sealed batteries (GEL/AGM): IU + holding



- In = PROGRAMMED CAPACITY/10
- V0 = 1,90 V/CELL
- V1 = PROGRAMMED VALUE
- V2 = 2.10 V/CELL
- V3 = 2.30 V/CELL
- T0 = MAX. 1 HR
- T1 = MAX. 12 HRS
- T2 = T1 (MIN. 2-MAX. 5 HRS)
- T3 = UNLIMITED

“IU1a” charge cycle is always recommended in case of more than 2 batteries in series
Ciclo di carica “IU1a” è sempre necessario qualora ci siano più di 2 batterie collegate in serie.

IU1a charge cycle



- In = PROGRAMMED VALUE (CHARGE I)
- If = PROGRAMMED VALUE (FINAL I)
- V0 = 1,90 V/CELL
- V1 = PROGRAMMED VALUE (THRESHOLD V)
- V2 = PROGRAMMED VALUE (LOCK V)
- V3 = 2.10 V/CELL
- V4 = 2.30 V/CELL
- T0 = MAX. 1 HR
- T1 = MAX. 12 HRS
- T2 = MAX. T1+6 HRS OR I = IF
- T3 = MAX. 4 HRS
- T4 = UNLIMITED
- T5 = MAX. 6 HRS